



WILLISTON  
STATE COLLEGE

# GRADUATION POLL RESULTS

2022

# Graduation Poll Results

2022

## RESPONDENT INFORMATION:

Total Number of Students Surveyed			
	Number of Respondents	Number of non-Respondents	Total*
2013	48	140	188
2014	66	184	250
2015	71	154	225
2016	65	120	185
2017	96	178	274
2018	49	141	190
2019**/2020***	(No results)	(No results)	(No results)
2021	93	192	285
2022	85	122	207

\*Survey sent to anticipated graduates and does not represent total graduates for the academic year.

\*\* 2019 Due to turnover survey was not distributed

\*\*\* 2020 COVID

Respondent Living Situation				
	On Campus	Off-Campus	No Response	Total*
2013	34	14	0	48
2014	31	26	9	66
2015	13	58	0	71
2016	13	52	0	65
2017	10	86	0	96
2018	6	43	0	49
2019/2020	(No results)	(No results)	(No results)	(No results)
2021	25	68	0	93
2022	26	59	0	85

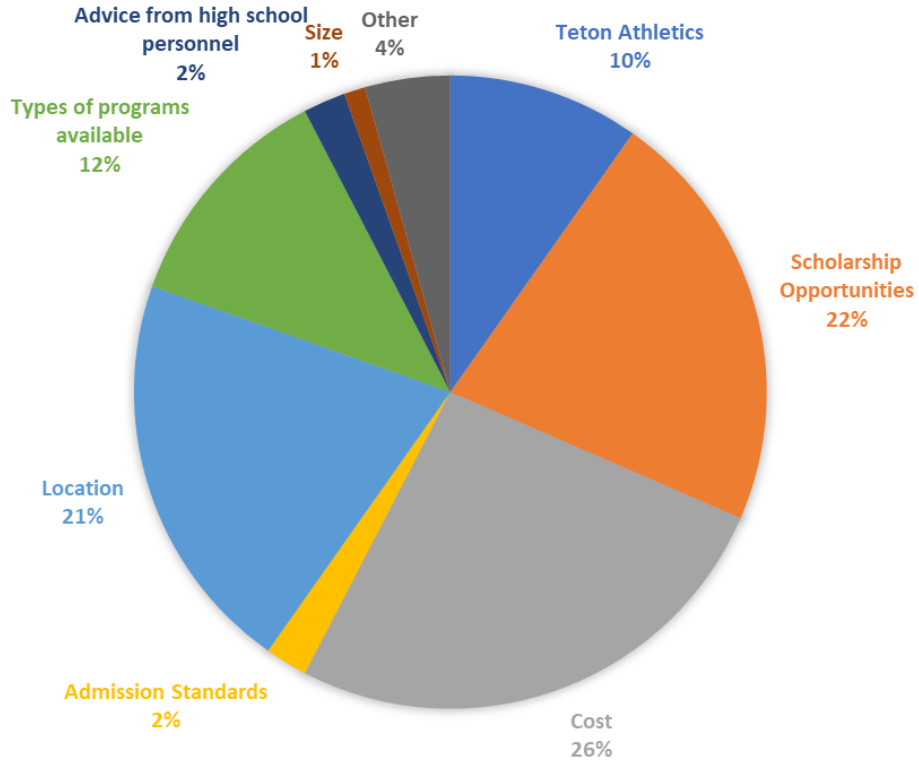
Respondents by Age							
	Under 18	18-21	22-29	30-39	40-49	50-65+	Total*
2013	0	25	17	6	0	0	48
2014	0	48	12	4	2	0	66
2015	1	28	24	13	3	2	71
2016	0	31	24	7	1	2	65
2017	0	52	24	15	4	1	96
2018	0	14	17	13	4	1	49
2019/2020	(No results)	(No results)	(No results)	(No results)	(No results)	(No results)	(No results)
2021	1	53	15	9	4	1	93
2022	1	67	9	7	0	1	85

Gender of Respondents					
	Male	Female	Other	Not Disclosed	Total*
2013	22	26	NA	0	48
2014	15	50	NA	1	66
2015	18	51	NA	0	69
2016	14	50	NA	1	65
2017	22	74	NA	0	96
2018	9	40	NA	0	49
2019/2020	(No results)	(No results)	(No results)	(No results)	(No results)
2021	28	62	3	0	93
2022	31	54	0	0	85

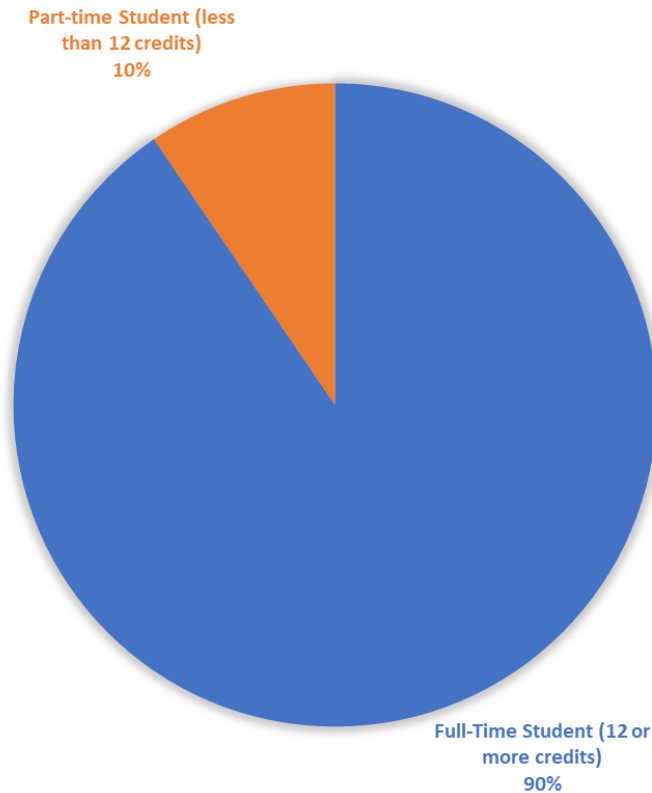
**Program of Study for Respondents**

	2013	2014	2015	2016	2017	2018	2019/2020	2021	2022
Liberal Arts/Transfer	22	27	27	21	44	25	N/A	79	75
Accounting	0	0	1	3	4	1	N/A	2	4
Administrative Assistant	0	0	0	0	0	7	N/A	N/A	N/A
Agriculture	3	3	0	0	0	0	N/A	1	3
Business Management	7	12	3	7	13	7	N/A	4	13
Information Technology	2	0	4	1	1	0	N/A	1	7
Transportation Tech Technician	5	1	0	0	1	0	N/A	3	0
Massage Therapy	1	5	6	3	5	1	N/A	0	7
Petroleum Production Tech	0	0	2	0	5	1	N/A	1	2
Practical Nursing	5	2	3	10	4		N/A	4	3
Registered Nursing	0	0	11	8	12	5	N/A	4	0
Speech Language Pathology Asst.	0	0	1	2	2	4	N/A	N/A	N/A
Welding Technology	1	0	1	0	0	0	N/A	4	3
Not Reported	0	0	8	9	2	1	N/A	0	0
<b>Total</b>	48	66	71	65	96	49		104	123

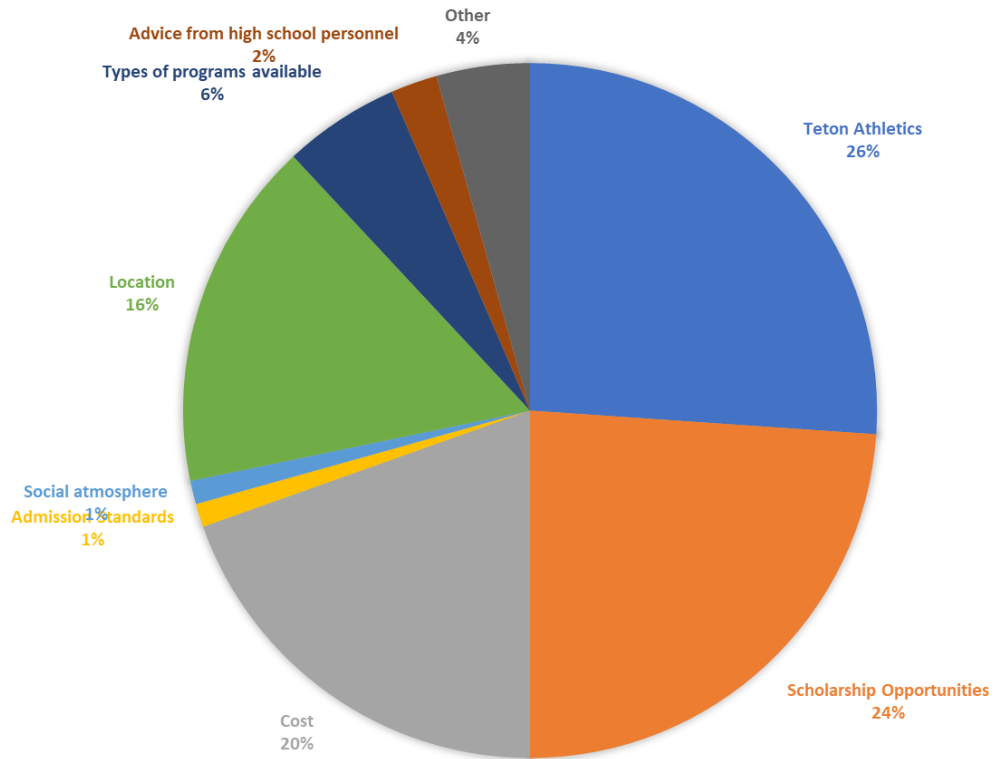
### 2021 - PRIMARY REASON FOR ATTENDING WSC: %



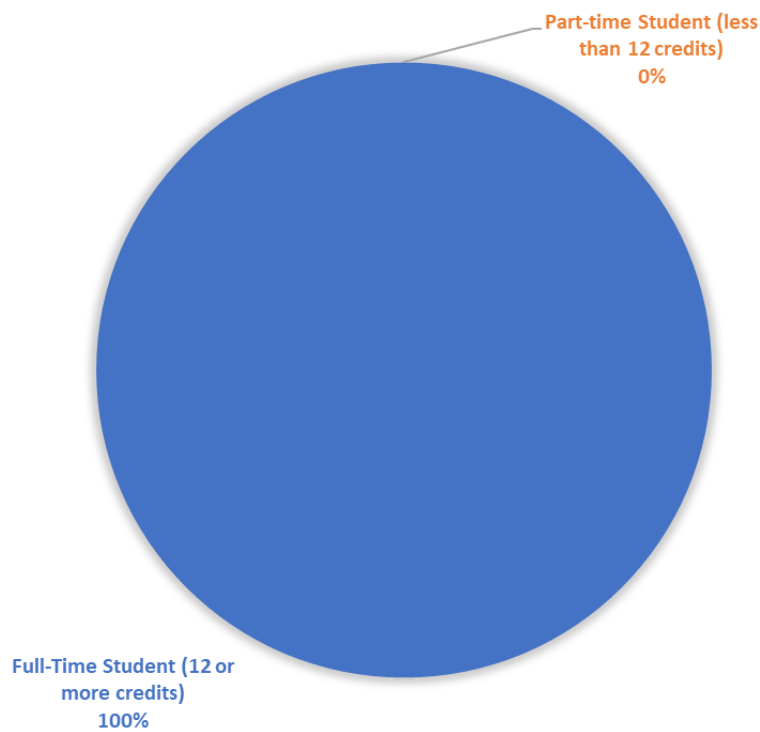
### 2021 PRIMARY ENROLLMENT STATUS AT WSC



### 2022 PRIMARY REASON FOR ATTENDING WSC %



### 2022 PRIMARY ENROLLMENT STATUS AT WSC %



## 2022 Ratings of Service Areas

	Excellent	#	Average	#	Poor	#	Did not use	#
Academic Records/Registrar	69.05%	58	30.95%	26	0.00%	0	0.00%	0
Admission/Enrollment Services	71.43%	60	28.57%	24	0.00%	0	0.00%	0
Business Office (Student Accounts-Payroll)	75.00%	63	20.24%	17	0.00%	0	4.76%	4
Campus Housing	35.71%	30	17.86%	15	4.76%	4	41.67%	35
College Bookstore	75.00%	63	23.81%	20	0.00%	0	1.19%	1
College Website	66.67%	56	30.95%	26	0.00%	0	2.38%	2
Accessibility Services	55.95%	47	19.05%	16	1.19%	1	23.81%	20
Extended Learning (IVN)	44.05%	37	22.62%	19	0.00%	0	33.33%	28
Cleanliness and Quality of Facilities	69.05%	58	27.38%	23	1.19%	1	2.38%	2
Food Services	27.38%	23	19.05%	16	19.05%	16	34.52%	29
Financial Aid	60.71%	51	22.62%	19	0.00%	0	16.67%	14
IT Services	52.38%	44	22.62%	19	0.00%	0	25.00%	21
Learning Commons (library services)	63.10%	53	20.24%	17	1.19%	1	15.48%	13
Mental Health/Counseling Services	33.33%	28	11.90%	10	9.52%	8	45.24%	38
Safety and Security	50.00%	42	20.24%	17	7.14%	6	22.62%	19
Student Services	65.48%	55	22.62%	19	4.76%	4	7.14%	6
Math Lab	42.86%	36	13.10%	11	0.00%	0	44.05%	37
COMM Lab	59.52%	50	19.05%	16	0.00%	0	21.43%	18



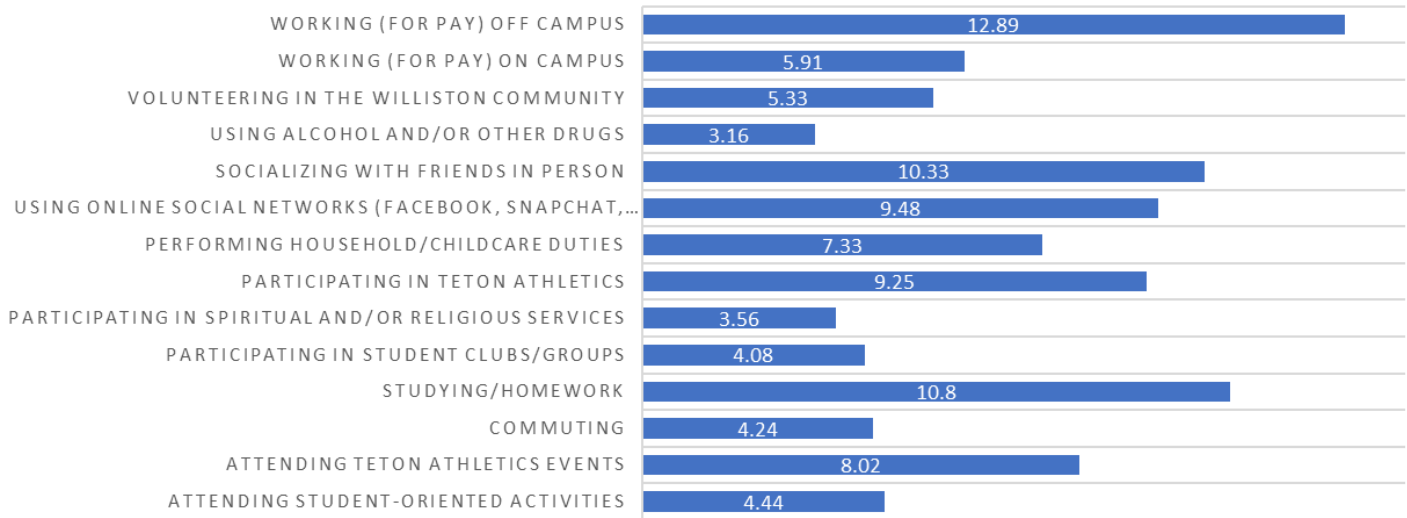
## 2022 Ratings of Service Areas

	Excellent	#	Average	#	Poor	#	Not Applicable	#
Academic Advising	66.67%	56	28.57%	24	1.19%	1	3.57%	3
Availability of student-oriented activities	55.95%	47	30.95%	26	3.57%	3	9.52%	8
Career-related resources and services	44.05%	37	38.10%	32	0.00%	0	17.86%	15
Class size	63.10%	53	32.14%	27	0.00%	0	4.76%	4
Week of Welcome	54.76%	46	29.76%	25	1.19%	1	14.29%	12
Cooperative Education Program	52.38%	44	21.43%	18	0.00%	0	26.19%	22
Laboratory Facilities and Equipment	57.14%	48	26.19%	22	0.00%	0	16.67%	14
Campus Connections Online Registration	64.29%	54	29.76%	25	0.00%	0	5.95%	5
Overall sense of community among students	53.57%	45	39.29%	33	3.57%	3	3.57%	3
Relevance of coursework to everyday life	52.38%	44	46.43%	39	1.19%	1	0.00%	0
Relevance of coursework to future career plans	59.52%	50	39.29%	33	1.19%	1	0.00%	0
Quality of Internet/WiFi services	63.10%	53	29.76%	25	2.38%	2	4.76%	4
SmartThinking	39.29%	33	26.19%	22	0.00%	0	34.52%	29

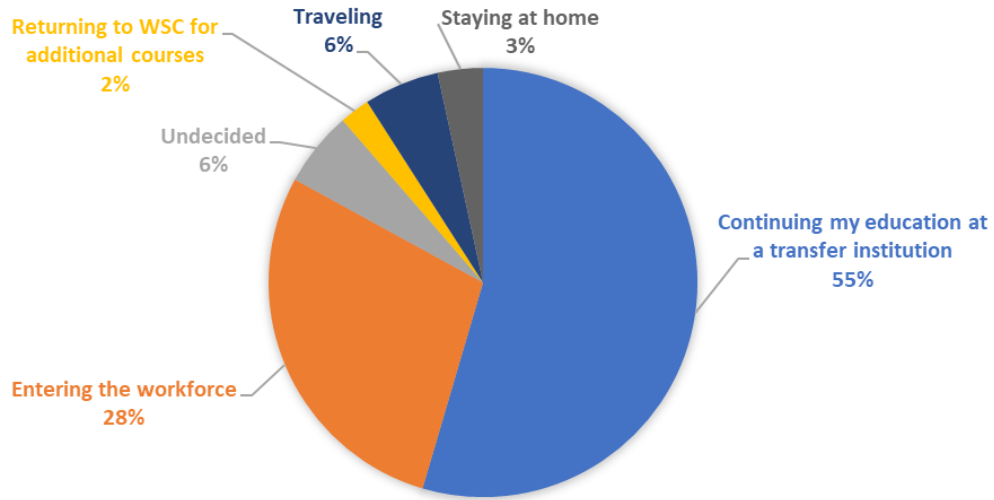
## 2022 Diversity of Campus Ratings

	Strongly Agree	#	Agree	#	Disagree	#	Strongly Disagree	No Experience	#
Courses are regularly taught from a culturally diverse perspective		35		42		1		3	3
I was offered opportunities to work cooperatively with diverse people		34		39		2		3	6
I was offered opportunities to see the world from someone else's perspective		36		38		2		3	5
On-Campus events reflect the interest of diverse student groups		32		37		2		4	9
The campus allows for the expression of diverse beliefs		34		39		0		3	8

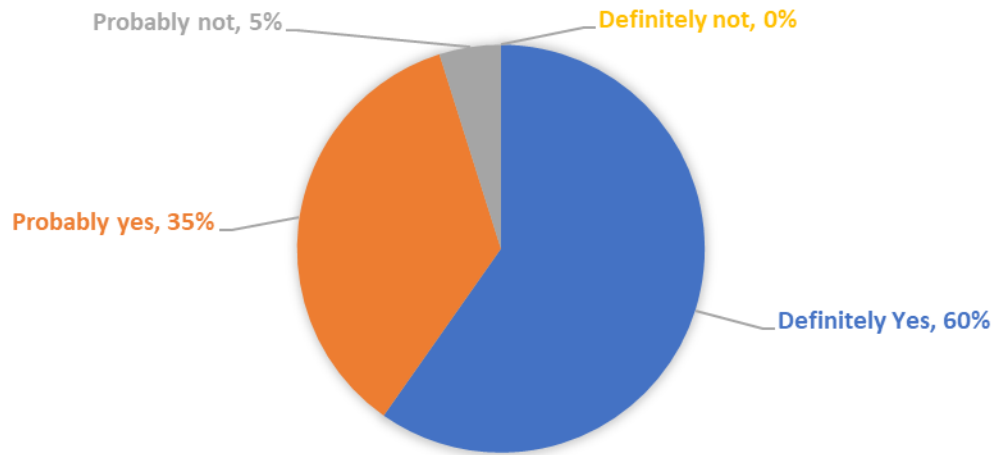
### 2022: AVERAGE HOURS SPENT PER WEEK ON ACTIVITIES



### 2022 FUTURE PLANS FOLLOWING GRADUATION FROM WSC %



### 2022 IF YOU COULD MAKE YOUR COLLEGE CHOICE OVER, WOULD YOU STILL CHOOSE TO ENROLL AT WSC? %



What services or offerings would you like to see on WSC's campus?

Topic	Suggestion
<b>Academic Services/Course Offerings</b>	BA/BS Degree More degree options/classes * More music programs, like music production Night classes in person Pipe Welding Poetry
<b>Advisement</b>	Dedicated Academic/Transfer Advising *
<b>Auxiliary Services</b>	A counselor/mental health ***** Better Food Service ** Nurse
<b>Student Life</b>	Art club Dodgeball games Football team More activities/clubs ***** Pool games
<b>Supportive Services</b>	Nurse A counselor/mental health ***** Longer library hours <b>Career Center</b> later comm lab hours
<b>Miscellaneous</b>	Better parking Daycare** Free gym membership Scooters available Transportation for housing students Transportation for on campus students

\*denotes number of times suggested